
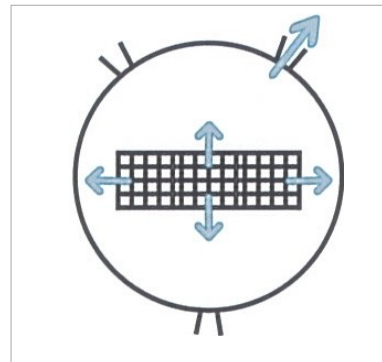




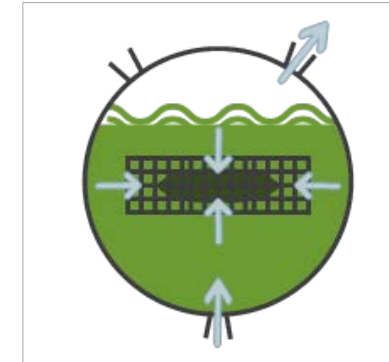
## The process to create fire retardant wood and panels with Burnblock®



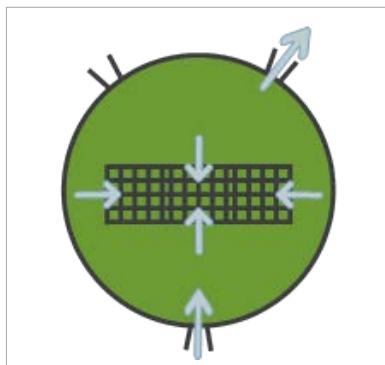
The wood or panels are placed inside the autoclave.



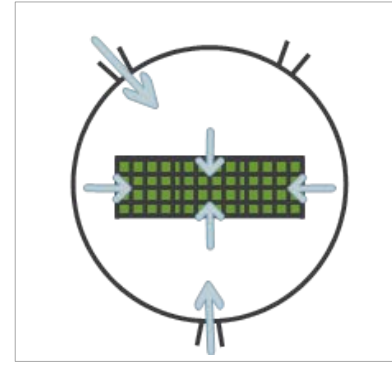
A pre-vacuum pushes the air out of the wood or panels for the cells to open.



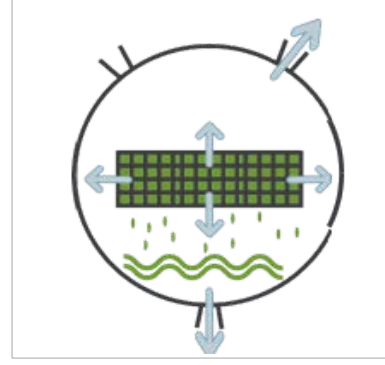
The autoclave is filled with the fire retardant liquid.



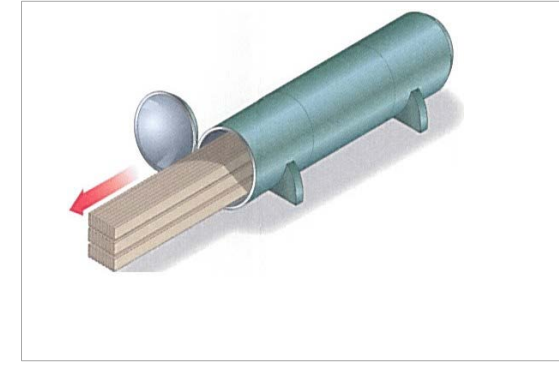
By increasing the pressure to a very high level, the fire retardant is penetrated to the core.



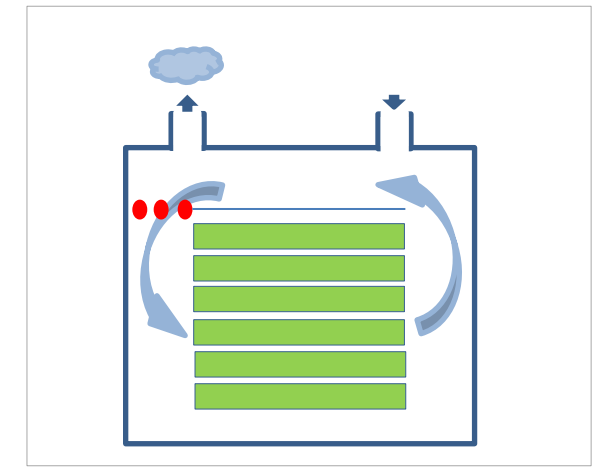
Burnblock® is fully impregnated in the core of the wood or panels.



A last vacuum removes excess water.



In the last stage, the wood is dried until the correct level has been reached. The fire retardant wood now meets the highest European standards and can be used inside as well as outside.



Contact us for more information: [bb@lemahieu.be](mailto:bb@lemahieu.be)

*No extra cost for aftercare needed - the fire retardant effect will decay at the same pace as the wood/timber itself.  
--- Burnblock® lasts forever ---*